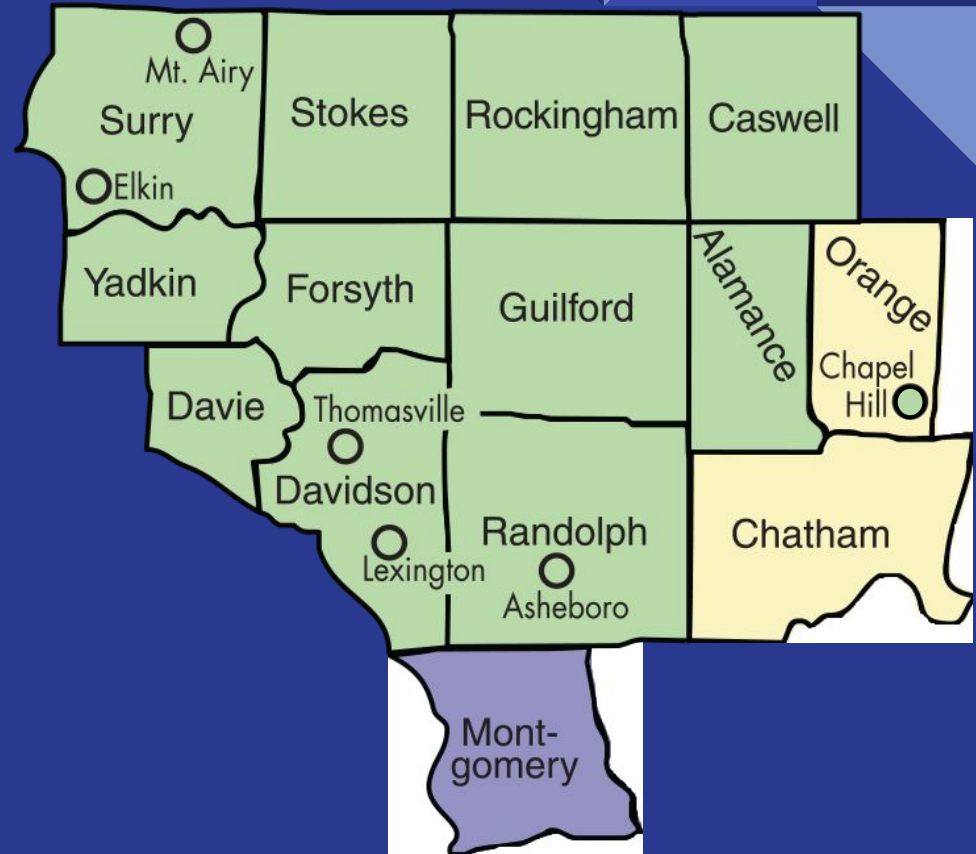


# **Teacher Employment Information Session**

**12:00 - 1:00 p.m.**

# Piedmont Triad Education Consortium

Alamance-Burlington Schools  
Asheboro City Schools  
Caswell County Schools  
Chapel Hill-Carrboro City Schools  
Chatham County Schools  
Davidson County Schools  
Davie County Schools  
Guilford County Schools  
Lexington City Schools  
Montgomery County Schools  
Mount Airy City Schools  
Randolph County Schools  
Rockingham County Schools  
Stokes County Schools  
Surry County Schools  
Thomasville City Schools  
Winston-Salem/Forsyth County Schools  
Yadkin County Schools

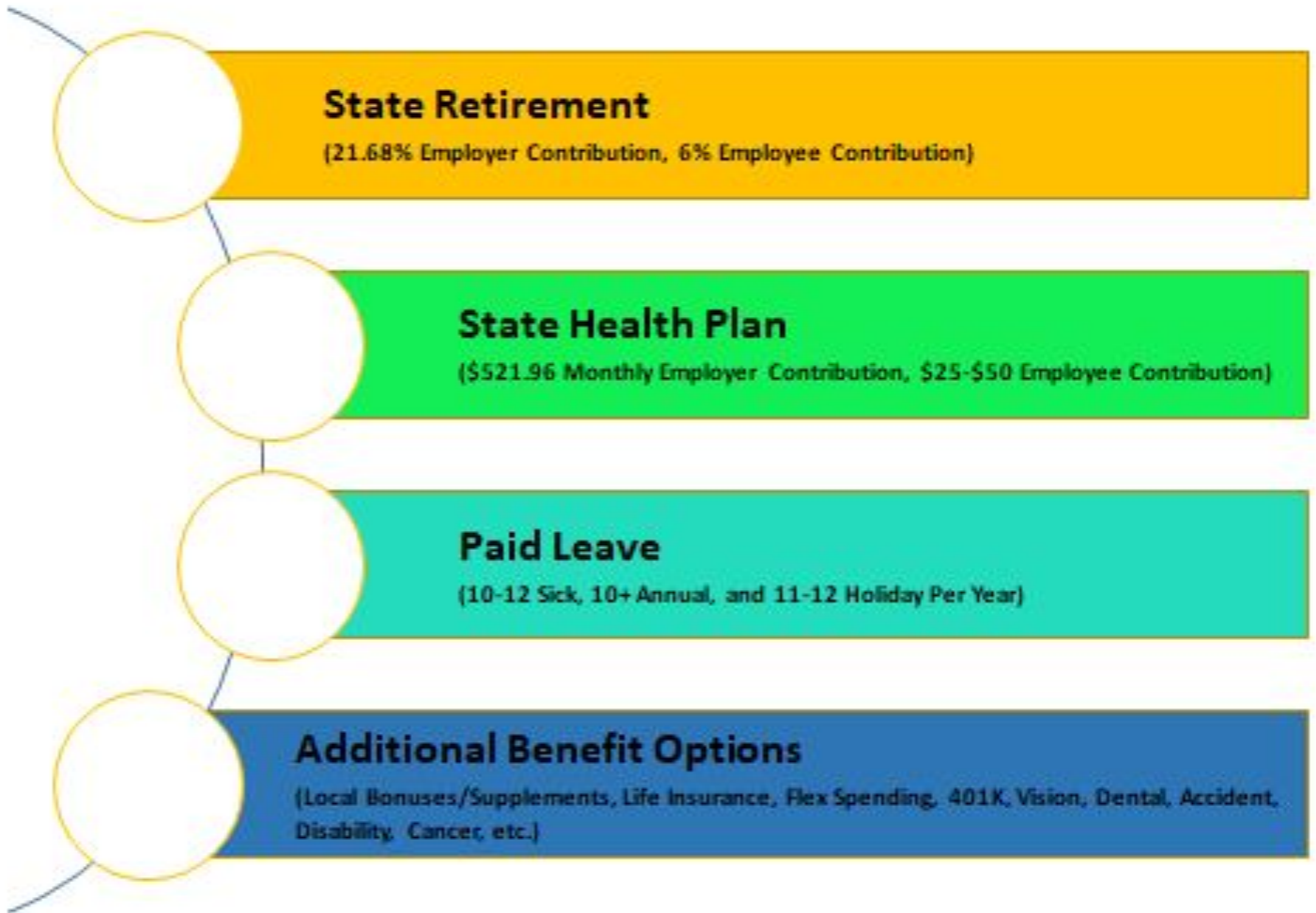




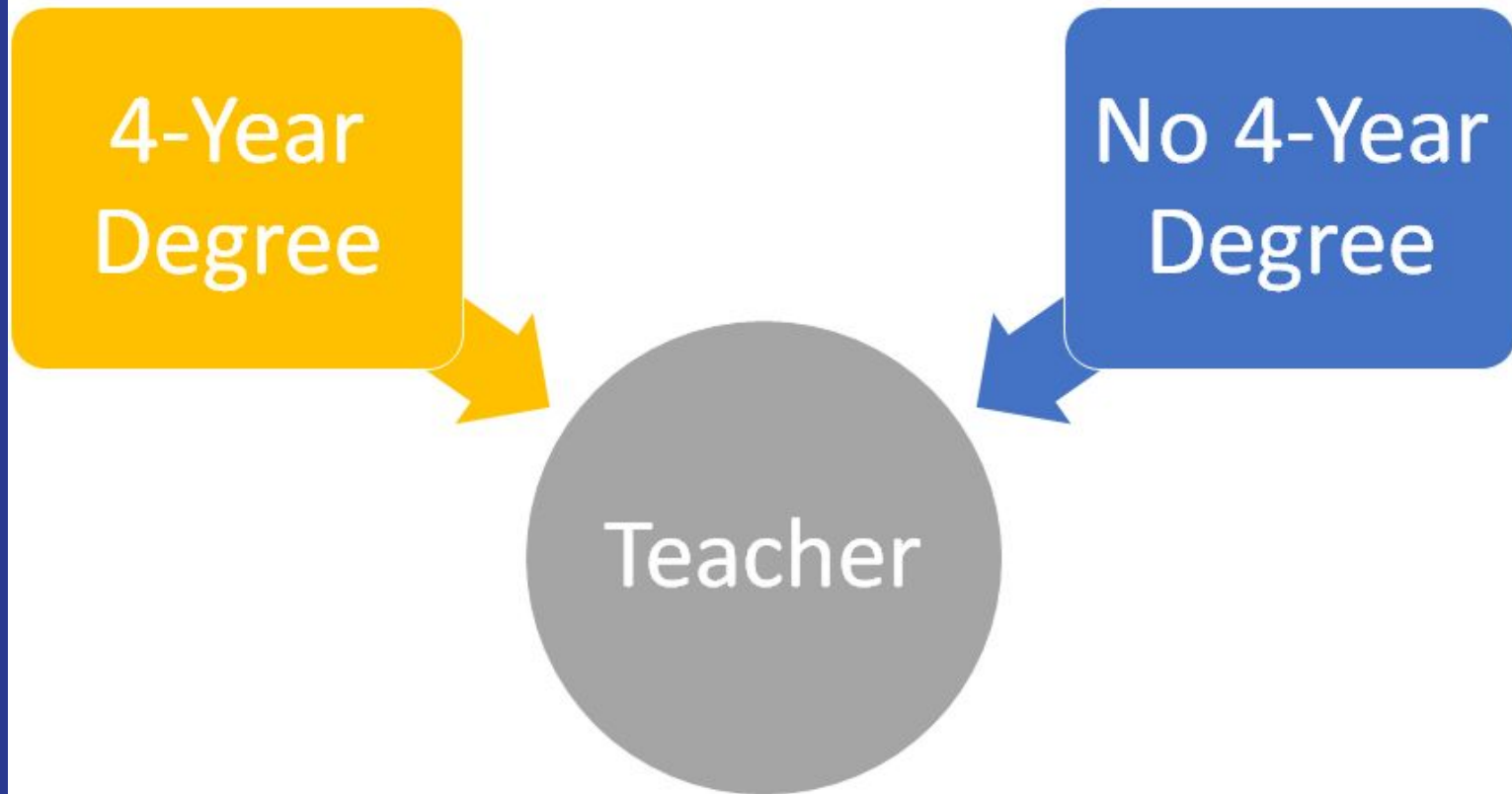
Purpose  
&  
Overview



# Benefits



# Breakout Sessions



# Changing Careers?

How to become a teacher for those with a four year degree.

<https://bit.ly/3xAX2a8>

# What policies guide licensure?

The State Board of Education for North Carolina defines the routes for licensure. There are several Board Policies that determine requirements for gaining an initial license to teach. They can be found [HERE](#)

## **Some of the most important ones are:**

[LICN-001](#) General Licensure Requirements


[LICN-002](#) Routes to Licensure

[LICN-003](#) Licensing Testing Requirements



# So I have a degree and I want to teach....


Things you will need to determine if you are eligible are:

- You will need copies of all college transcripts to determine credit hours that may count toward your eligibility to teach. It is always advisable to contact your local LEA and seek the help of the Licensure Specialist in reviewing eligible college credits
  - You should consult this website for guidance: [TEACHNC](#). This site can help you navigate the direction you should take for licensure. If hired with a Permit to Teach or Emergency License, your local Human Resources office will assist you with the steps for gaining licensure while teaching.
- 

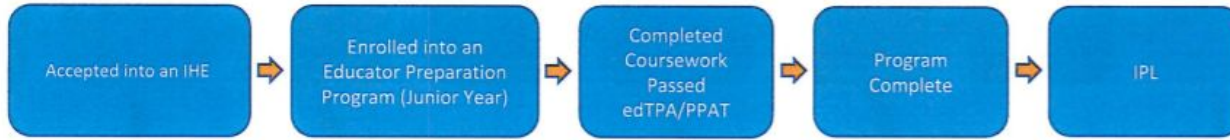


# So how does licensure work in N.C.?

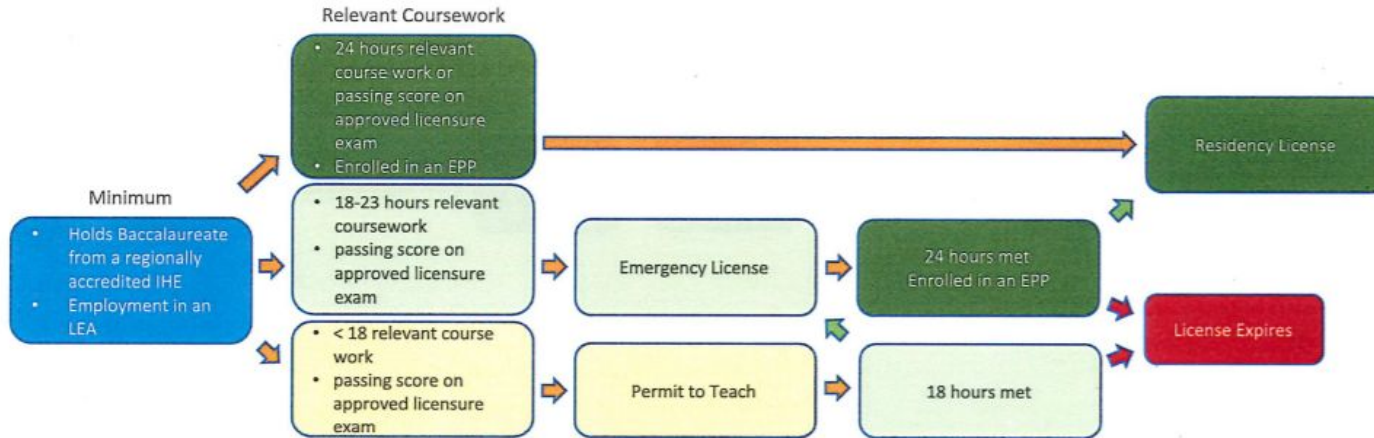
**There are several types of licenses one can hold in the state of North Carolina. They fall into the following categories:**

1. An initial SP-1 license: This license is only given to those who have already completed an approved teacher education program at a college or university.
  2. An Alternative License: This may be a Permit to Teach, an Emergency License or a Residency License.
  3. A Restricted CTE License: This license is only give to teachers who have a specialized skill in a certain area and are teaching that skill based on experience rather than education. For example, a welder teaching welding based on his/her years of experience in the trade rather than a degree in welding.
- 

## Traditional Route



## Alternative Route



Let's take a closer look at the process....

Traditional  
Versus  
Alternative  
Graphic #1

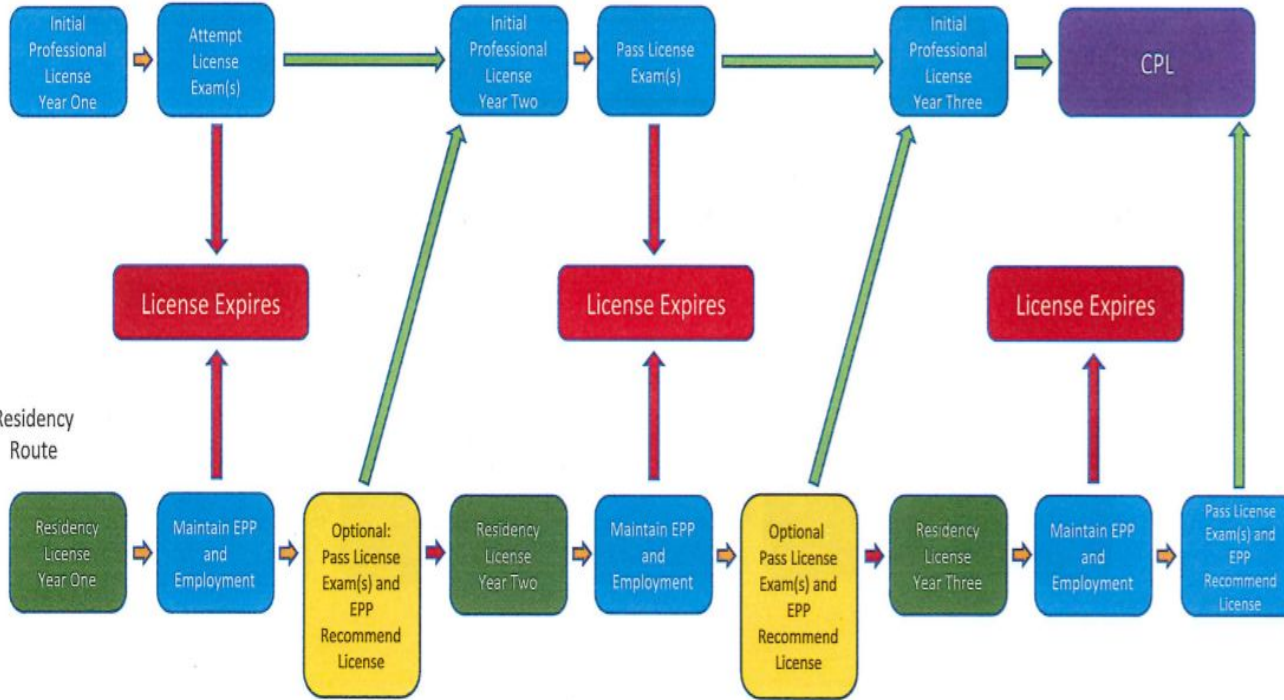
# Licensure Routes Fast Facts

		Permit to Teach (PtT)	Emergency License (EL)	Residency License (RL)
Definition	As detailed in LICN-001	One-year nonrenewable license Previously known as Emergency Permit to Practice	One-year nonrenewable license	Replaces Lateral Entry as the NC alternative license One year, with option to renew twice, within no more than a 3-year period
Qualifications	Bachelor's Degree from Regionally Accredited Coursework or Testing	✓	✓	✓
	Completion of NCSBE Pre- service Requirements (10 Day Training or ETT)		18 SH	24 SH or NC SBE Licensure Area Exam/s
	Additional Requirements	Lack of eligible candidate documentation	✓	✓
				Enrolled in EPP
Specifications	Must be Requested by Employing School System	✓	✓	✓
	License Level	A Level	A Level	A Level
	Paygrade	A-00	Experience & Grad Pay	Experience & Grad Pay
	One-Year License	✓	✓	✓
	Renewable?	No	No	Twice within 3-year Period Must have: * taught 6 calendar months * continued enrollment in EPP * continued employment * completion of pre-service requirements
	Conversion	Convert to RL or EL upon qualifying	Convert to RL upon qualifying	Convert to IPL or CPL upon completion of EPP requirements

How do you determine what you are eligible to teach based on your current transcript?

## Licensure Routes Fast Facts

Traditional  
Route



Residency  
Route

Let's talk about  
the process for  
gaining  
licensure...

Traditional  
Versus  
Alternative with  
Exit Points for  
Non-compliance

# What types of classes are required for licensure.....


- If you are reviewing your transcript for eligible courses, look for classes in a specific content area (Science, Math, Science, Social Studies, etc.). Those hours help determine which alternative license you may be eligible for and which content area/grade level you may be eligible for.
- In a typical licensure program, the courses you will be required to take are considered foundational education courses for pedagogy rather than content specific courses. In other words, these classes are about “how” to teach...not “what” to teach.
- As with all licenses, there are also required tests for each area. Consult policy LICN-003 for the test you will need to have. Your licensure specialist can assist you with this information as well.

# What is an Educator Preparation Program...


In recent year, the NC Board of Education changed licensure considerably. All alternative licensed teachers now must affiliate with an Educator Preparation Program (EPP). When selecting an EPP, you should only consider those listed on the North Carolina Department of Public Instruction (NCDPI) website.

## [Approved Educator Preparation Programs of NC](#)


Look for a program that fits your lifestyle needs. Talk to your licensure specialist in your local LEA to ask about reimbursement in your district. Some offer this and some do not. Also, make sure the program you select is specific to the license your district has requested. For example, if your district requested Comprehensive Science 9-12 then make sure your program is Comprehensive Science not just Biology, Earth Science or Chemistry. Comprehensive Science allows you to teach them all.



# Requirements year to year....

- Form V must be completed each year to prove your affiliation in good standing. This form must be completed and returned to your LEA each year in order to continue to teach the following year. This form must be complete by the EPP.
  - Attempt all required tests in year 1.
  - Complete 10 hours of mandatory training ( 5 days up front and 5 days throughout the year) as required by State Board Policy. Your Beginning Teacher Coordinator will guide this training in your LEA.
  - Take at least 2 courses per year to make significant progress with your EPP
- 

# What do I do next...

- Gather copies of all former transcripts
  - Take some time to investigate your options on the [TeachNC](#) site
  - Contact your local LEA's Human Resources Department and make an appointment with the Licensure Specialist to determine if you are eligible to apply with your current transcripts. If not, the specialist can help guide you to an EPP program that can start you towards employment.
  - Take some time to investigate the [Approved Educator Preparation Programs of NC](#)
  - If eligible to be hired immediately, begin applying for posted positions on the job boards for all LEA's you are interested in. You need to do this by visiting each LEA's website.
- 



# If you need our support...

Contact information for your presenters...

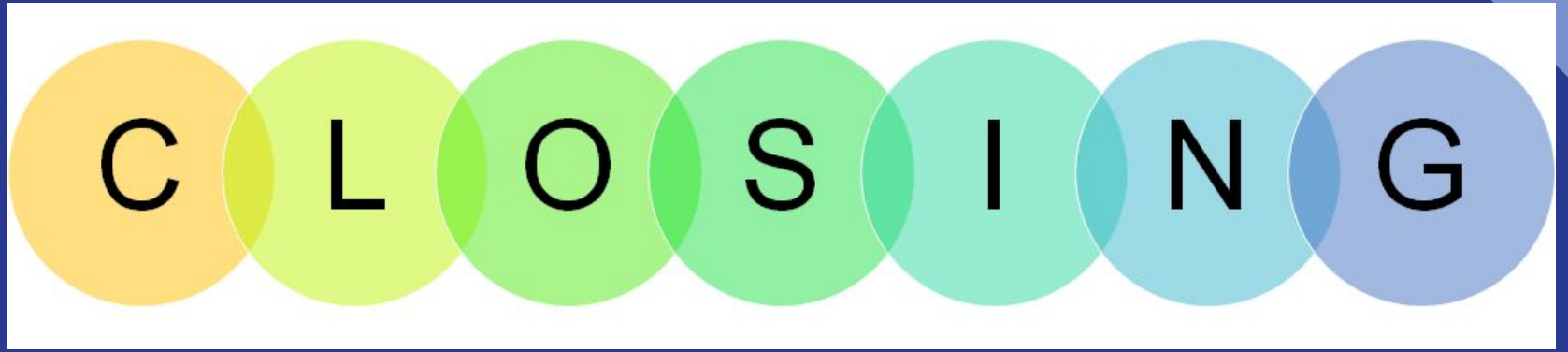
Angela Martin, Beginning Teacher Coordinator with Rockingham County Schools, [amartin2@rock.k12.nc.us](mailto:amartin2@rock.k12.nc.us) or 336.627.2667

Andrea Haynes, Assistant Superintendent of Randolph County School System, [ahaynes@randolph.k12.nc.us](mailto:ahaynes@randolph.k12.nc.us) or 336.633.5106

Karoline Fisher, Director of the Catawba RALC, [catawbaralc@gmail.com](mailto:catawbaralc@gmail.com) or (828) 464-0036

We can get you in touch with your local LEA or surrounding districts.





**Thank you for attending  
this information session!**



- Choose a Prep Program
- Apply
- Get Certified



# TEACH

NC.ORG

# Piedmont Triad Education Consortium



Alamance-Burlington Schools - [www.abss.k12.nc.us](http://www.abss.k12.nc.us)

Asheboro City Schools - [www.asheboro.k12.nc.us](http://www.asheboro.k12.nc.us)

Caswell County Schools - [www.caswell.k12.nc.us](http://www.caswell.k12.nc.us)

Chapel Hill-Carrboro City Schools - [www.chccs.org](http://www.chccs.org)

Chatham County Schools - [www.chatham.k12.nc.us](http://www.chatham.k12.nc.us)

Davidson County Schools - [www.davidson.k12.nc.us](http://www.davidson.k12.nc.us)

Davie County Schools - [www.godavie.org](http://www.godavie.org)

Guilford County Schools - [www.gcsnc.com](http://www.gcsnc.com)

Lexington City Schools - [www.lexcs.org](http://www.lexcs.org)

Montgomery County Schools - [www.montgomery.k12.nc.us](http://www.montgomery.k12.nc.us)

Mount Airy City Schools - [www.mtairy.k12.nc.us](http://www.mtairy.k12.nc.us)

Randolph County Schools - [www.randolph.k12.nc.us](http://www.randolph.k12.nc.us)

Rockingham County Schools - [www.rock.k12.nc.us](http://www.rock.k12.nc.us)

Stokes County Schools - [www.stokes.k12.nc.us](http://www.stokes.k12.nc.us)

Surry County Schools - [www.surry.k12.nc.us](http://www.surry.k12.nc.us)

Thomasville City Schools - [www.tcs.k12.nc.us](http://www.tcs.k12.nc.us)

Winston-Salem/Forsyth County Schools - [www.wsfcs.k12.nc.us](http://www.wsfcs.k12.nc.us)

Yadkin County Schools - [www.yadkin.k12.nc.us](http://www.yadkin.k12.nc.us)